



CENTRO Data-Ark Quick Restore Procedure Guide

If you have replaced your computer and need to recover your data

Goto Website www.data-ark.co.uk

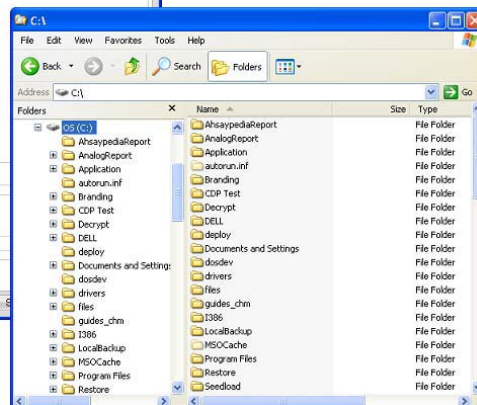
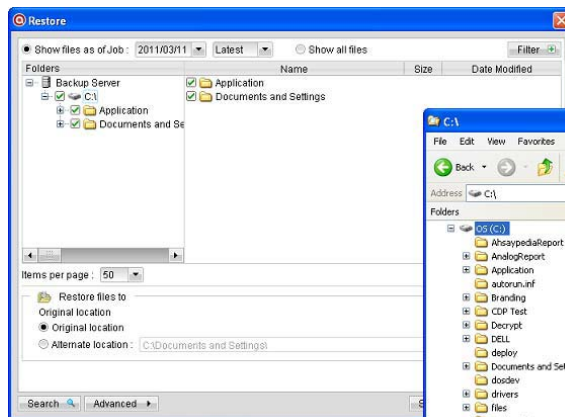
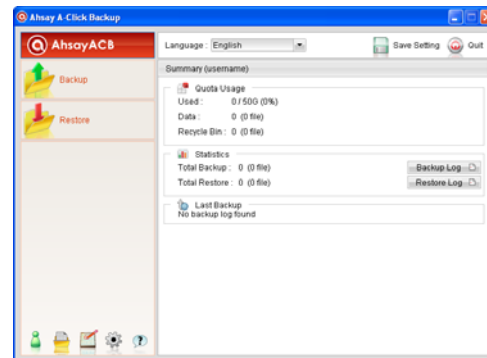
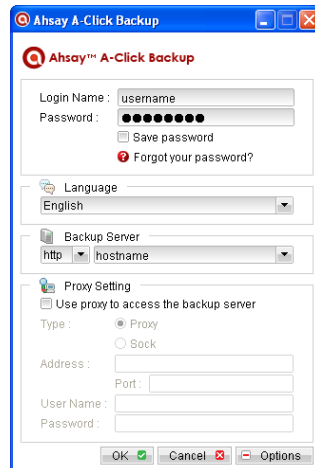
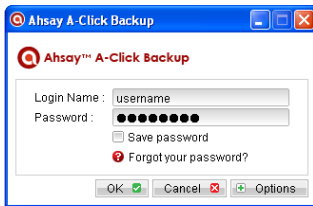
Click the link to download the Windows Backup Client

Double click to run the client software.

Choose Ahsay-ACB to Install

After the Installation completes launch the application and login with your Data-Ark Username and Password then choose RESTORE

Choose the date of the backup. Select the folder or files that you want to restore, then choose restore to original location or an alternate location.



DATA-ARK USERNAME AND PASSWORD

USERNAME: _____

PASSWORD: _____

***IMPORTANT DO NOT LOOSE THIS INFORMATION AS THIS INFORMATION IS USED TO ENCRYPT THE BACKUP AND IT CANNOT BE RESTORED WITHOUT IT.**